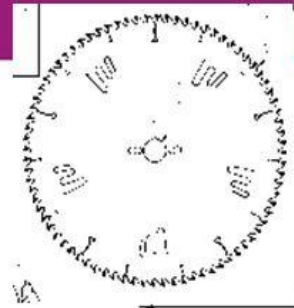
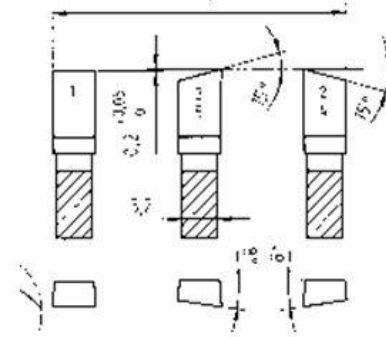
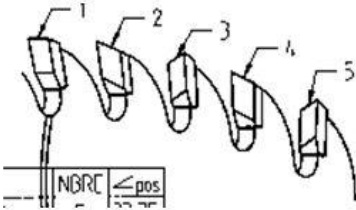


16. Plattenaufteil-KSB in G5 Ausführung



| Klass.-Nr. | Ident-Nr. neu | Bezeichnung | D | B | b | d | Z | NL | Zahnform | Schneidstoff | Spanwinkel | Zusatzbezeichnung |
|------------|---------------|------------------|-----|-----|-----|----|----|---------------------------|----------|--------------|------------|--|
| 1-04.258L | 189918 | HW UNICUT KSB 65 | 350 | 4,0 | 3,2 | 30 | 80 | 2/7/42 + 2/9/46 + 2/10/60 | 65 | HL Board 03 | 15° | SCM, Panhans, Mayer, Schelling, HOLZ-HER |
| 1-04.258L | 189919 | HW UNICUT KSB 65 | 380 | 4,0 | 3,2 | 60 | 80 | 2/14/100 + 2/14/125 | 65 | HL Board 03 | 15° | Holzma |
| 1-04.258L | 189920 | HW UNICUT KSB 65 | 450 | 4,0 | 3,2 | 60 | 90 | 2/19/120 + 2/14/125 | 65 | HL Board 03 | 15° | Holzma |



| Klass.-Nr. | Ident-Nr. neu | Bemerkung | Bezeichnung | D | B | b | d | Z | NL | Zahnform | Qualitätsstufe | Spanwinkel | Zusatzbezeichnung |
|------------|---------------|--------------------------|--------------------------------|-----|-----------|-----|----|----|-----------------------|----------|-----------------|------------|-------------------------|
| 1-05.390S | 189921 | Sonder | Ritz-Kreissägeblatt HW "KO-WS" | 180 | 4,0 - 4,8 | 3,2 | 20 | 36 | | KO-WS | [LEUCO topline] | 0° | Schelling, Anton |
| 1-05.390L | 189922 | Lagerhaltig | Ritz-Kreissägeblatt HW "KO-WS" | 180 | 4,0 - 4,8 | 3,2 | 30 | 36 | 2/10/60 | KO-WS | [LEUCO topline] | 0° | Panhans |
| 1-05.390L | 189923 | Lagerhaltig | Ritz-Kreissägeblatt HW "KO-WS" | 180 | 4,0 - 4,8 | 3,2 | 45 | 36 | | KO-WS | [LEUCO topline] | 0° | Holzma |
| 1-05.390S | 189924 | Lagerumarbeit von 189923 | Ritz-Kreissägeblatt HW "KO-WS" | 180 | 4,0 - 4,8 | 3,2 | 50 | 36 | 3/13/80 | KO-WS | [LEUCO topline] | 0° | Giben Smart |
| 1-05.390L | 189925 | Lagerhaltig | Ritz-Kreissägeblatt HW "KO-WS" | 200 | 4,0 - 4,8 | 3,2 | 20 | 36 | | KO-WS | [LEUCO topline] | 0° | Schelling |
| 1-05.390S | 189926 | Lagerumarbeit von 189925 | Ritz-Kreissägeblatt HW "KO-WS" | 200 | 4,0 - 4,8 | 3,2 | 30 | 36 | 2/10/60 | KO-WS | [LEUCO topline] | 0° | S.M.A., Panhans, Scheer |
| 1-05.390L | 189927 | Lagerhaltig | Ritz-Kreissägeblatt HW "KO-WS" | 200 | 4,0 - 4,8 | 3,2 | 45 | 36 | | KO-WS | [LEUCO topline] | 0° | Holzma |
| 1-05.390S | 189928 | Lagerumarbeit von 189927 | Ritz-Kreissägeblatt HW "KO-WS" | 200 | 4,0 - 4,8 | 3,2 | 50 | 36 | 3/13/80 | KO-WS | [LEUCO topline] | 0° | Giben Smart |
| 1-05.390L | 189929 | Lagerhaltig | Ritz-Kreissägeblatt HW "KO-WS" | 200 | 4,0 - 4,8 | 3,2 | 65 | 36 | 2/8,4/100 + 2/8,4/110 | KO-WS | [LEUCO topline] | 0° | Selco |